

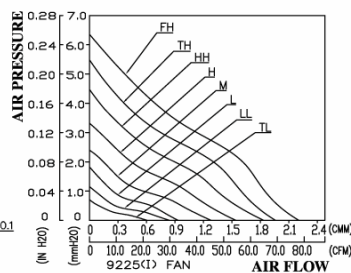
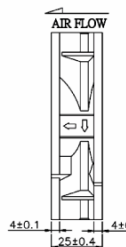
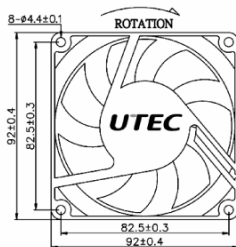
# DC Axial Fan

## AT9225L Series

92x92x25mm



| Model                  | Rated Voltage (VDC) | Operating Voltage (VDC) | Rated Current (AMP) | Power Consumption (WATTS) | Speed Reference (RPM) | AirFlow (CMM) (CFM) | Static Pressure (mm-H2O) (inch-H2O) | Acoustic Noise (dBA) |
|------------------------|---------------------|-------------------------|---------------------|---------------------------|-----------------------|---------------------|-------------------------------------|----------------------|
| AT9225L-05LS/2B/FB     | 5                   | 4.0~5.5                 | 0.18                | 0.90                      | 2000                  | 1.071 37.84         | 1.87 0.074                          | 26.0                 |
| AT9225L-05MS/2B/FB     | 5                   | 4.0~5.5                 | 0.34                | 1.70                      | 2400                  | 1.284 45.36         | 2.47 0.097                          | 30.9                 |
| AT9225L-05HS/2B/FB     | 5                   | 4.0~5.5                 | 0.42                | 2.10                      | 2800                  | 1.531 54.06         | 3.35 0.132                          | 34.2                 |
| AT9225L-12LS/2B/FB(-)  | 12                  | 8~13.8                  | 0.11                | 1.32                      | 2000                  | 1.071 37.84         | 1.87 0.074                          | 26.0                 |
| AT9225L-12MS/2B/FB(-)  | 12                  | 8~13.8                  | 0.17                | 2.04                      | 2400                  | 1.284 45.36         | 2.47 0.097                          | 30.9                 |
| AT9225L-12HS/2B/FB(-)  | 12                  | 8~13.8                  | 0.20                | 2.40                      | 2800                  | 1.531 54.06         | 3.35 0.132                          | 34.2                 |
| AT9225L-12HHS/2B/FB(-) | 12                  | 8~13.8                  | 0.42                | 5.04                      | 3200                  | 1.823 64.37         | 4.52 0.178                          | 37.6                 |
| AT9225L-12TH2B-        | 12                  | 8~13.8                  | 0.58                | 6.96                      | 3600                  | 1.948 68.80         | 5.42 0.213                          | 41.8                 |
| AT9225L-12FH2B-        | 12                  | 8~13.8                  | 0.69                | 8.28                      | 4000                  | 2.204 77.83         | 6.20 0.244                          | 44.4                 |
| AT9225L-24LS/2B/FB(-)  | 24                  | 12~27.6                 | 0.08                | 1.92                      | 2000                  | 1.071 37.84         | 1.87 0.074                          | 26.0                 |
| AT9225L-24MS/2B/FB(-)  | 24                  | 12~27.6                 | 0.09                | 2.16                      | 2400                  | 1.284 45.36         | 2.47 0.097                          | 30.9                 |
| AT9225L-24HS/2B/FB     | 24                  | 12~27.6                 | 0.16                | 3.84                      | 2800                  | 1.531 54.06         | 3.35 0.132                          | 34.2                 |
| AT9225L-24HHS/2B/FB    | 24                  | 12~27.6                 | 0.16                | 3.84                      | 2800                  | 1.531 54.06         | 3.35 0.132                          | 34.2                 |
| AT9225L-24HHS/2B/FB(-) | 24                  | 12~27.6                 | 0.18                | 4.32                      | 3200                  | 1.823 64.37         | 4.52 0.178                          | 37.6                 |
| AT9225L-24TH2B-        | 24                  | 12~27.6                 | 0.34                | 8.16                      | 3600                  | 1.948 68.80         | 5.42 0.213                          | 41.8                 |
| AT9225L-48LS/2B/FB     | 48                  | 30~52.8                 | 0.05                | 2.40                      | 2000                  | 1.071 37.84         | 1.87 0.074                          | 26.0                 |
| AT9225L-48MS/2B/FB     | 48                  | 30~52.8                 | 0.06                | 2.88                      | 2400                  | 1.284 45.36         | 2.47 0.097                          | 30.9                 |
| AT9225L-48HS/2B/FB     | 48                  | 30~52.8                 | 0.10                | 4.80                      | 2800                  | 1.531 54.06         | 3.35 0.132                          | 34.2                 |
| AT9225L-48HHS/2B/FB    | 48                  | 30~52.8                 | 0.14                | 6.72                      | 3200                  | 1.823 64.37         | 4.52 0.178                          | 37.6                 |
| AT9225L-48TH2B-        | 48                  | 30~52.8                 | 0.17                | 8.16                      | 3600                  | 1.948 68.80         | 5.42 0.213                          | 41.8                 |
| AT9225L-48FH2B-        | 48                  | 30~52.8                 | 0.25                | 12.00                     | 4000                  | 2.204 77.83         | 6.20 0.244                          | 44.4                 |



DC Fan

### DC FAN

- Frame & Impeller: Plastic (UL94V-0)
- Bearing: Dual Ball Bearing
- Basic Locked Roter and Polarity Protected
- Safety Standards: UL/CUL, TUV (05V : Approval Pending)