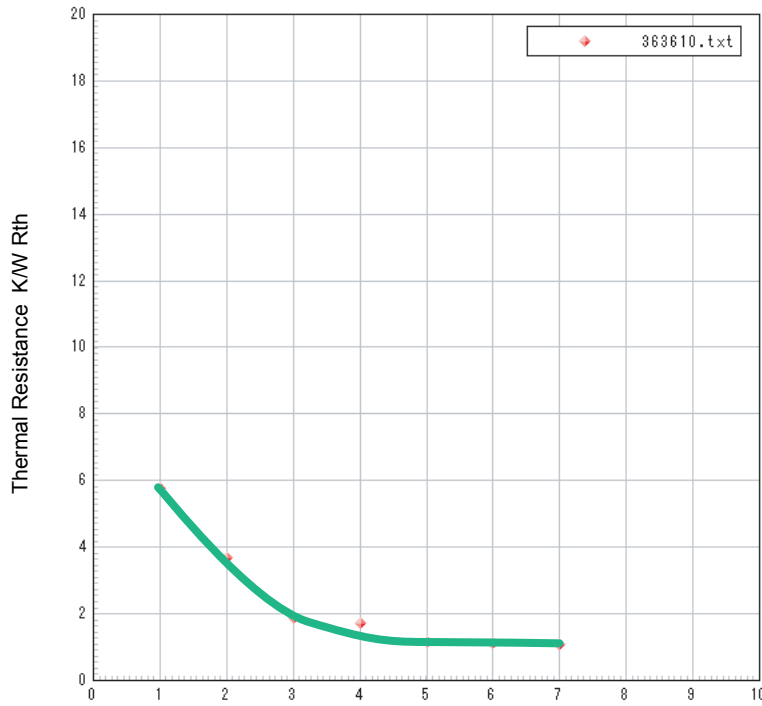


Power Consumption P(W)

Natural Air Characteristics

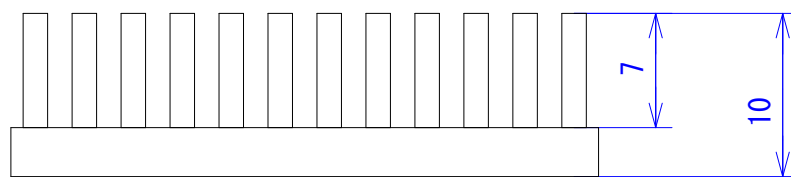
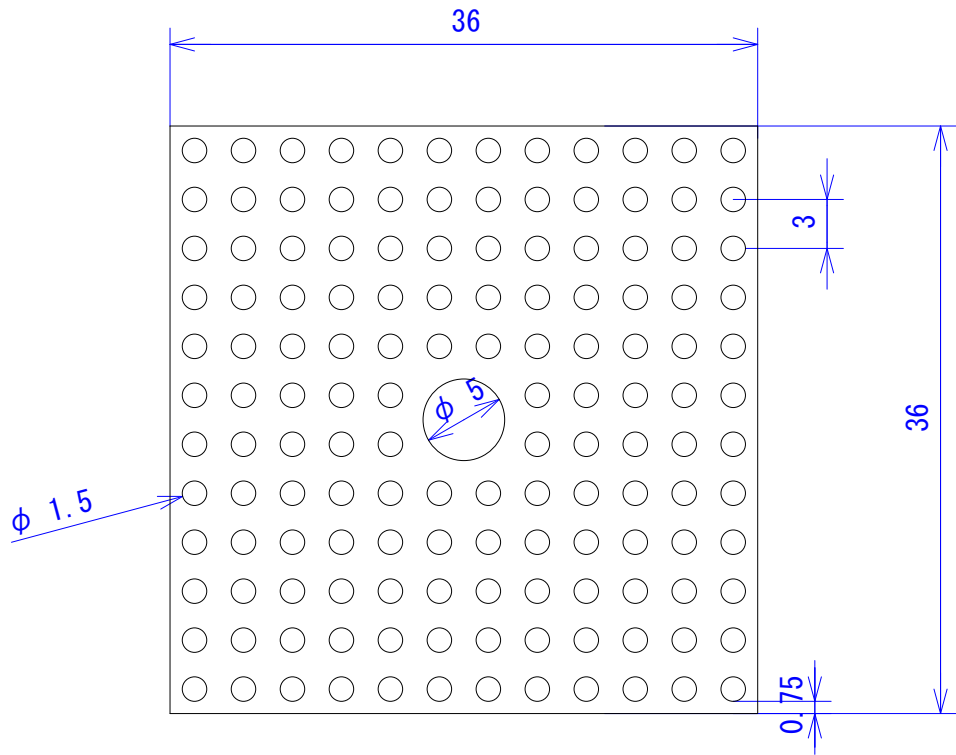
| p | c |
|------|-------|
| 0 | 0 |
| 1.31 | 25.60 |
| 2.60 | 46.01 |
| 3.90 | 61.68 |
| 5.20 | 75.13 |
| 6.51 | 87.02 |
| 7.80 | 97.78 |




Air Speed (M/S)

Forced Air Characteristics

| m/s | Rth |
|-----|-------|
| 1.0 | 5.785 |
| 2.0 | 3.675 |
| 3.0 | 1.888 |
| 4.0 | 1.719 |
| 5.0 | 1.151 |
| 6.0 | 1.129 |
| 7.0 | 1.093 |



| | | | | | | |
|---|------------|--|-----------------|-----|-------------|-----------------------|
| Approval | Inspection | | Triangle Method | | MATERIAL | ALUMINUM A1070, A1050 |
| | | | Measure | 2:1 | SURFACE | BLACK ALMITE |
| | | | Unit | mm | PART NUMBER | HS3636-10B |
|  | | | | | PRODUCT | HS Series Heat Sink |