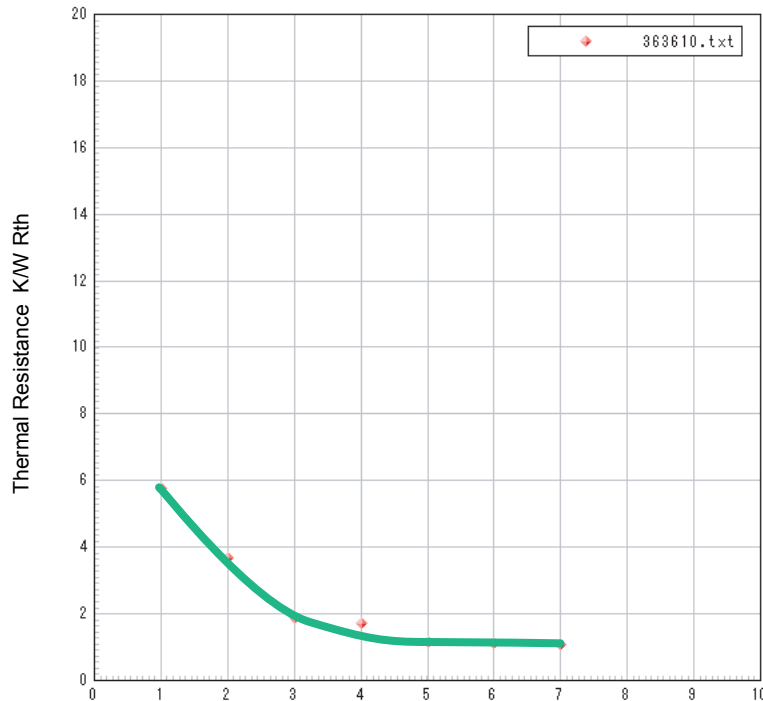


Power Consumption P(W)

Natural Air Characteristics

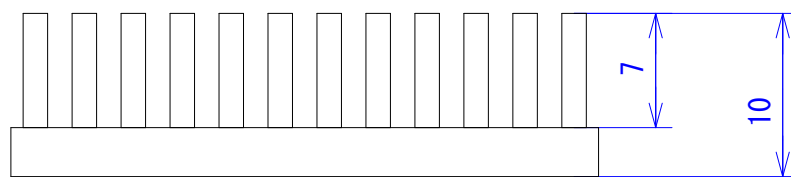
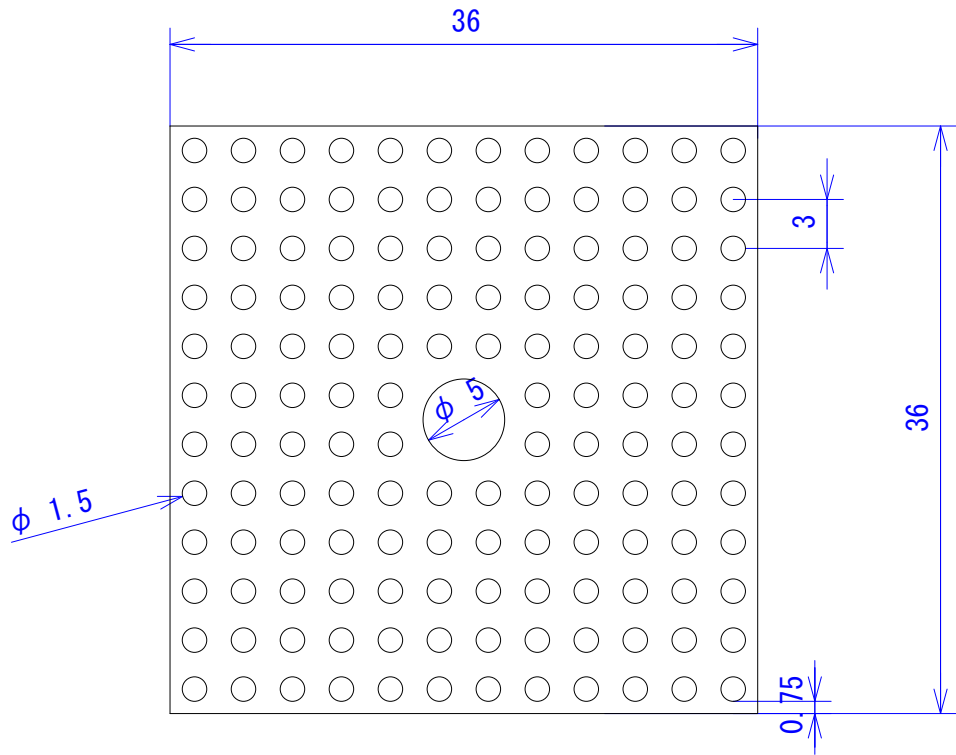
p	c
0	0
1.31	25.60
2.60	46.01
3.90	61.68
5.20	75.13
6.51	87.02
7.80	97.78




Air Speed (M/S)

Forced Air Characteristics

m/s	Rth
1.0	5.785
2.0	3.675
3.0	1.888
4.0	1.719
5.0	1.151
6.0	1.129
7.0	1.093



Approval	Inspection		Triangle Method		MATERIAL	ALUMINUM A1070, A1050
			Measure	2:1	SURFACE	BLACK ALMITE
			Unit	mm	PART NUMBER	HS3636-10B
					PRODUCT	HS Series Heat Sink