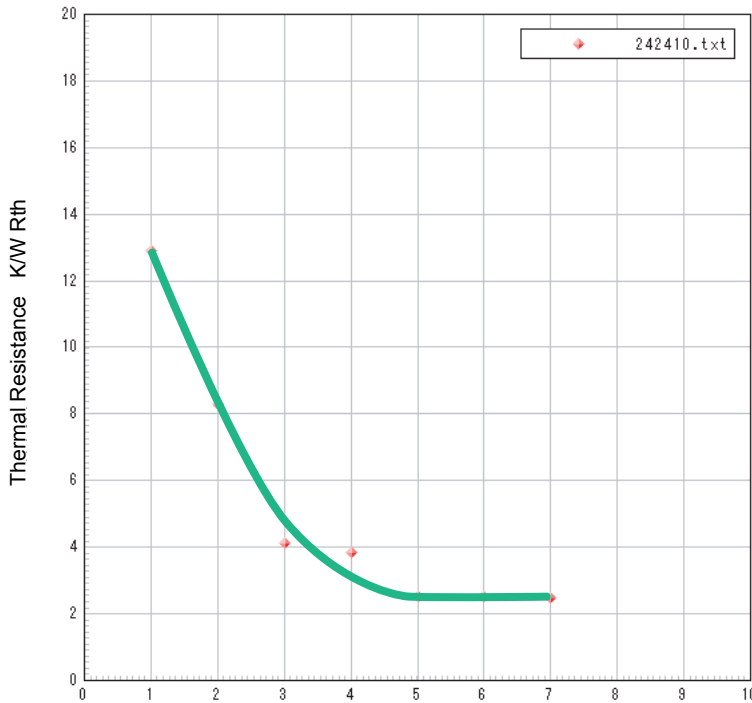


Power Consumption P(W)

Natural Air Characteristics

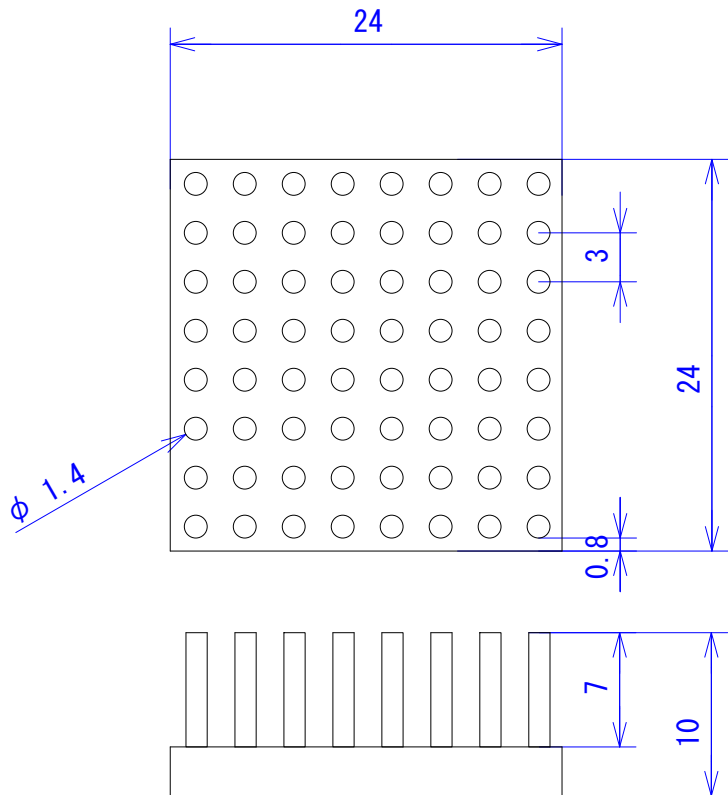
p	c
0	0
0.91	25.00
1.80	46.31
2.72	62.87
3.60	76.59
4.51	88.15
5.45	99.20




Air Speed (M/S)

Forced Air Characteristics

m/s	Rth
1.0	12.922
2.0	8.304
3.0	4.177
4.0	3.835
5.0	2.541
6.0	2.509
7.0	2.501



Approval	Inspection	Triangle Method		MATERIAL	ALUMINUM A1070, A1050
		Measure	2:1	SURFACE	BLACK ALMITE
		Unit	mm	PART NUMBER	HS2424-10B
				PRODUCT	HS Series Heat Sink